II. EXECUTIVE SUMMARY

A. INTRODUCTION

The Holmes County Solid Waste Management District (District) is an existing district and is submitting a fifteen year solid waste plan that will be updated in five years as required by Ohio Revised Code (ORC). This Plan Update will cover a fifteen year planning period starting in 2009 and ending in 2023. This Plan Update includes a description of District programs and projections for waste generation, recycling and disposal for fifteen years. It is a blueprint for managing its programs and provides an assessment on achieving statewide recycling and waste reduction goals. It also includes education and awareness programming to meet or exceed state goals.

The Ohio EPA has developed a Plan Format and requires Solid Waste Management Districts to complete Plan Updates consistent with that format. There are nine major sections in the format to which this Plan is consistent. This Executive Summary provides an overview of each section. Tables ES-1 and ES-2 summarizes our District information while Table ES-3 summarizes the Plan Update data.

SECTION I - INTRODUCTION

This section includes basic information about the Holmes County Solid Waste Management District including the plan approval date, the planning period length for the current plan update, reasons for the plan submittal, District formation, certification statement, and the Policy Committee Members.

The current plan was approved by the Ohio EPA in 2005 and included a ten year planning period (2005-2015). This Plan Update begins with planning year 2009 and includes a fifteen year planning period (2009-2023).

Section I includes the process to determine a material change in circumstances. In accordance with ORC 3734.56(D), the Plan must be revised if the Committee has determined that "circumstances materially changes from those addressed in the approved initial or amended plan of the District."

SECTION III - INVENTORIES

This section provides a description of facilities, programs and activities during the reference year (2005) of this Plan.

Landfills

In 2005, the District disposed of 65,564 tons of solid waste and exempt waste at seven landfills all of which except one was located outside the District. The Holmes County Landfill and Kimble Sanitary Landfill managed 95 percent of the waste generated within Holmes County. Table 3-1 summarizes the landfills used by the District.

The following graph depicts the landfills used in 2005 by the District:

Landfills Used by the District in 2005

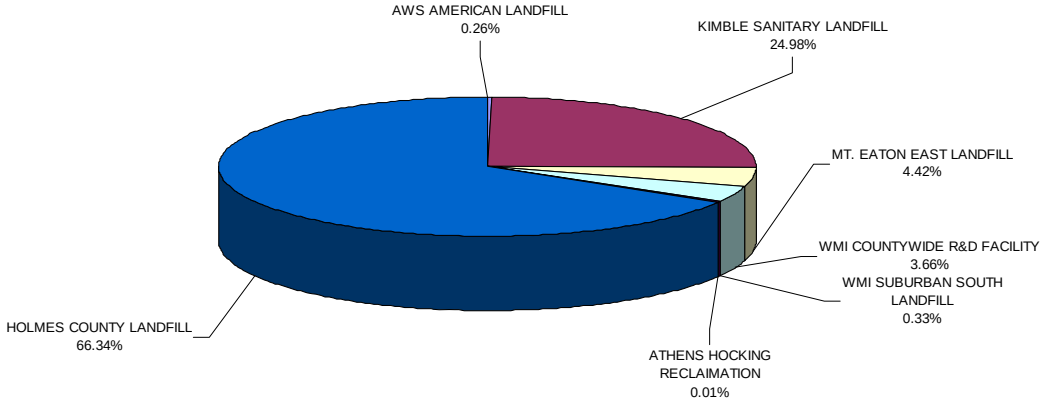

Transfer Stations

There were no transfer stations utilized during 2005.

Recycling and Household Hazardous Waste Programs

Seventeen community recycling drop-off sites are located throughout Holmes County available to the public 24/7. In 2005, there were no subscription or non-subscription programs within the County. All drop-off sites accepted aluminum and steel containers, glass, plastic, paper and cardboard. The District conducts a HHW collection activity every three-four years due to the high expense involved. The last one was held in 2006 with the next one schedule for 2010. In addition to pesticides, herbicides, paints, solvents, thinners, batteries, gasoline, oils, propane cylinders, chemicals, and mercury the District also accepts tires and electronics.

Yard Waste Composting

Because of the rural nature of Holmes County, the District provides no formal yard waste composing facility, however, education and even composting bins are available to interested parties.

Open Dumps

Holmes County has not experienced any open dumps for many years.

Ash, Foundry Sand, and Slag Disposal Sites

There are no foundry sand/slag disposal sites in the District.

Solid Waste Collection

In 2005, there were six private waste haulers servicing the general public and commercial and industrial locations. In addition, the District provided transport of recyclables only from its drop-off sites.

SECTION IV - REFERENCE YEAR POPULATION, WASTE GENERATION AND WASTE REDUCTION

Section 4 reference year population, waste generation and waste reduction is innumerated in the reference year 2005.

Population Estimates

The 2005 population estimate for the District is 38,943.

Determination of Waste Generation

Solid waste generation was calculated by adding landfill operating reports to recycling reports. In 2005, Holmes County generated 196,375 tons of solid waste.

Reference Year Waste Reduction and Recycling

Reference year residential/commercial was reduction was 7,389 tons. The following chart depicts the materials recycled in 2005 for the residential/commercial sector:

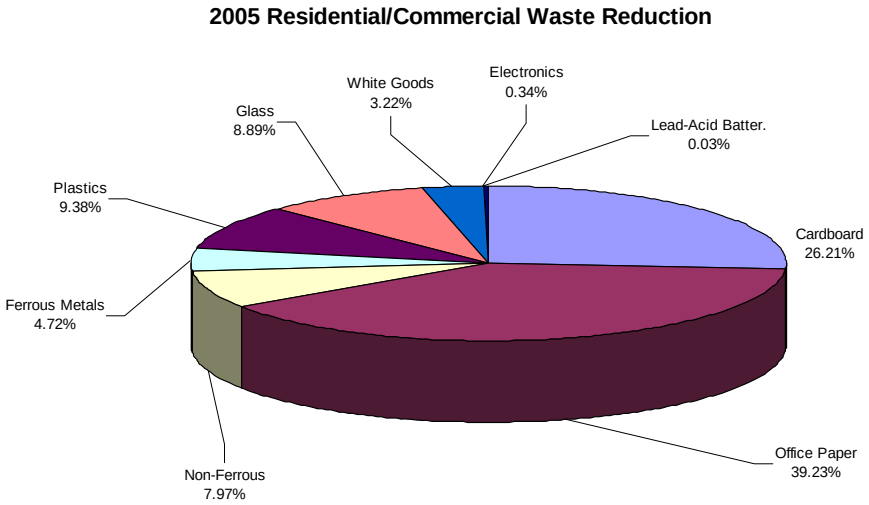

Industrial waste reduction amounted to 123,423 tons. The largest components included paper, cardboard, ferrous metals, plastics, and wood. The following chart depicts the materials recycled in 2005 for the industrial sector:

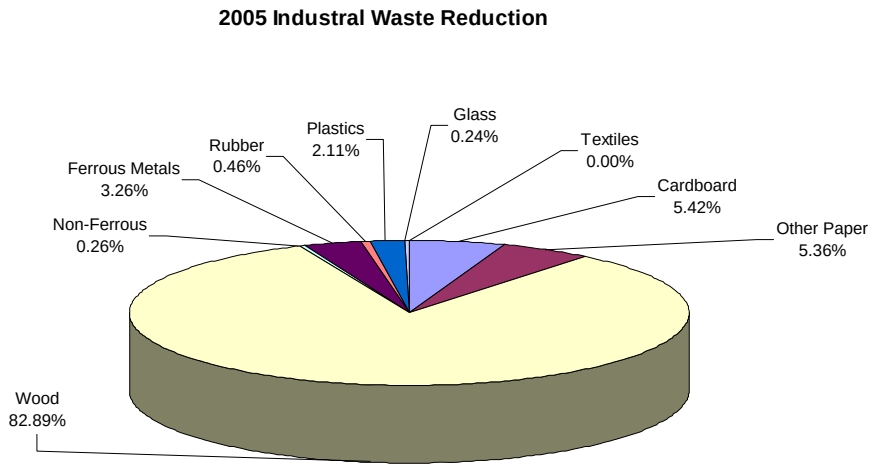

Residential/Commercial Waste Reduction/Recycling and Education Programs

The residential/commercial sector recycles solely through the District's drop-off sites located strategically throughout the county. Each site, which is available to the public 24/7, accepts aluminum and steel containers, plastic, newspapers, magazines, cardboard, glass as well as metals. In 2005, the District collected 7,389 tons from these sites. Recycling education and promotion is conducted through classroom presentations, fliers, brochures, billboards and other specific publications and adult group presentations.

Scrap Tire Program

This program includes a tire amnesty program when funding or state grants are available for political subdivisions. In 2005, the District conducted tire collections at the Holmes County Landfill as the official depository for this item. Figures were unavailable from the landfill operator. The District also collects tires at its HHW collection day, however, there is a $2 charge for handling and disposal. The next HHW collection event is scheduled for 2010.

Household Hazardous Collection Events and Education

As explained above, the next event is scheduled for 2010. Education for these events include paid advertising, publications and presentations especially to adult groups.

Appliance Collection Programs

These events are handled in several different ways by the District: (1) white goods can always be deposited at the Holmes County Landfill as the daily depository for them. (2) several community spring clean-ups are conducted by the District in cooperation with political subdivisions as a service to their residents. (3) appliances are always collected at Household Hazardous Collection events with no charge to customers. All appliances regardless of collection methodology are recycled at Metallic's in nearby Wayne County, Ohio.

Lead-Acid Battery Program

Batteries can be brought to the Holmes County Recycling Center 24/7. Likewise, they can be brought to our HHW collection events. In 2005, the District handled two tons of lead-acid batteries. These are recycled through a private recycler in Mansfield, Ohio.

Electronics Recycling Program

These applicable items can be taken to the District's Recycling Center. There is a charge to the public of 25-cents per pound to cover our handling and transportation costs. These items are also collected at our HHW collection events. All items are recycled through contract with RET3 in Cleveland, Ohio. We transport bundled pallets of electronics to their facility.

Education and Awareness Programs – Recycling and Source Recycling

The District is responsible for implementing the residential sector education and awareness programming. This program includes the educational program, recycling and litter prevention awareness program and recycling publications. In 2005, the District was still a part of the ODNR Recycle Ohio grant program which provided $45,000 annually for this and other purposes. Those activities included brochure production which were mailed and hand distributed to households and at presentations to the general public. Due to budget constraints, a concerted advertising campaign via mass media was not conducted. Special events are always advertised and promoted via general media methods. School presentations and programs are an integral part of the District's outreach activities. These include teacher workshops, students' presentations and community presentations and programs to all forms of civic, church and community organizations.

Other Programs and Strategies

The District will continue to provide assistance to the County Health Department for the enforcement of solid waste regulations including inspections of our landfill and other health-related solid waste issues as funding becomes available. The District will maintain memberships with solid waste professional organizations. It also will set aside funding to assist programs that require additional funding or to establish new strategies.

Commercial/Industrial Waste Reduction/Recycling and Education Strategies

The District is responsible for commercial/industrial sector technical assistance and education programs. This is an ongoing program. The District provides hot line assistance, brochures and publications as well as waste assessments to this sector upon request.

SECTION V - PLANNING PERIOD PROJECTIONS AND STRATEGIES

This section includes a summary of projections of population, waste generation and recycling for the planning period 2009-2023. Any new programs and changes to existing programs are presented in this Section.

Population Projections

The District anticipates the population will continue to grow slowly over the 15-year period. Projections are based on annual percent change as provided by the Ohio Department of Development's Office of Strategic Research. The District projects a gross population of 46,526 by 2023. The following chart depicts the population projections throughout the planning period:

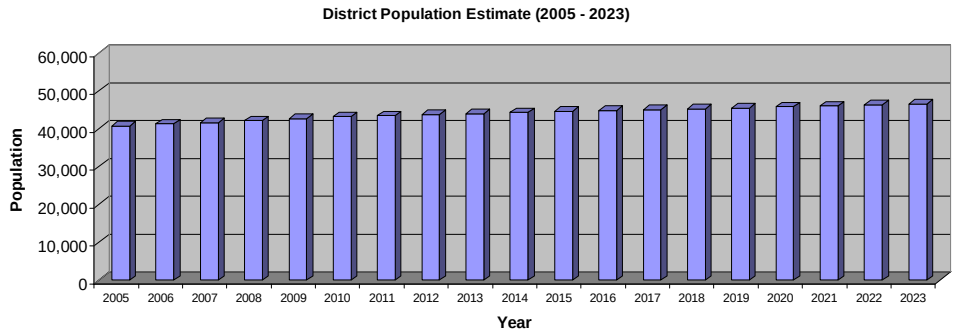

Waste Generation Projections

The total residential/commercial waste generation estimate for 2009, the first year of the planning period, is 38,201 tons. By 2023, the estimate is expected to be 44,655 tons.

The following chart depicts the residential/commercial waste generation projection throughout the planning period:

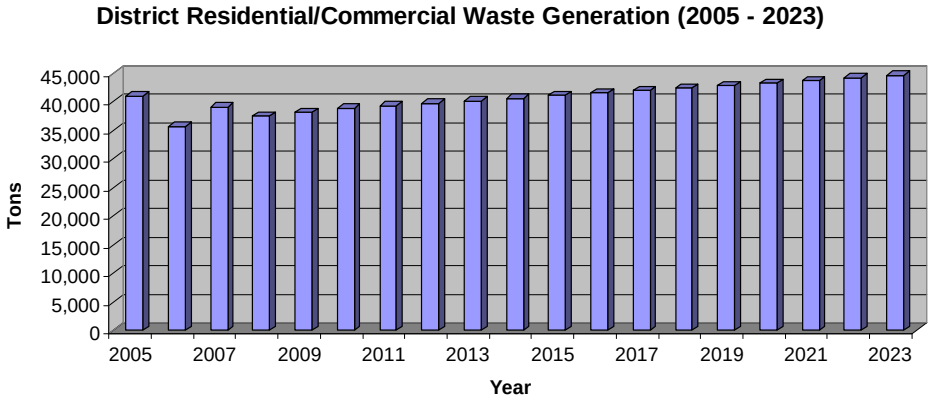

For the industrial sector, the District is projecting waste changes based on employment projections for each SIC code provided by the Ohio Department of Job and Family Services Job Outlook. Also utilized was Holmes County's historical data as provided by the County Planning Department. The total industrial waste generated in 2005 was 126,626 tons. By 2023, this figure will increase to 137,039 tons.

The following chart depicts the industrial waste generation projection throughout the planning period:

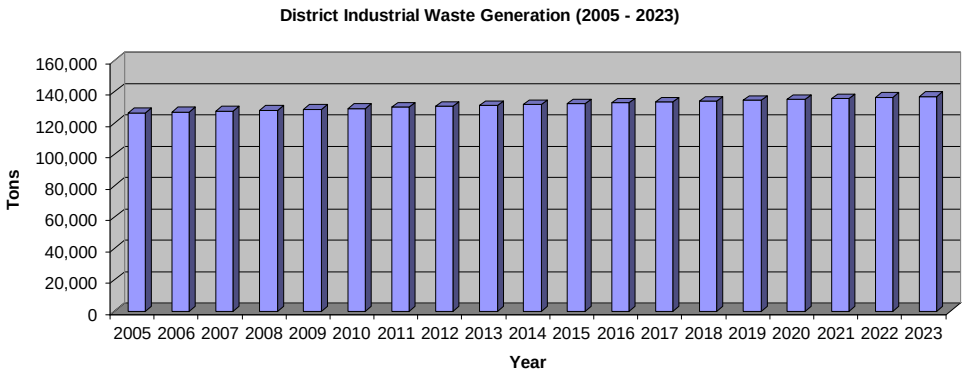

Total Waste Generation

The total waste generation for 2005 was 196,528 tons. (This includes 40,990 tons for residential/commercial sectors, industrial sector of 126,626 tons, and exempt waste of 28,912 tons.) Exempt waste is projected to increase at a rate of one percent per year over the planning period. Total waste generated by all sectors by 2023 is projected to be 216,277 tons.

The following chart depicts the total waste generation projection throughout the planning period:

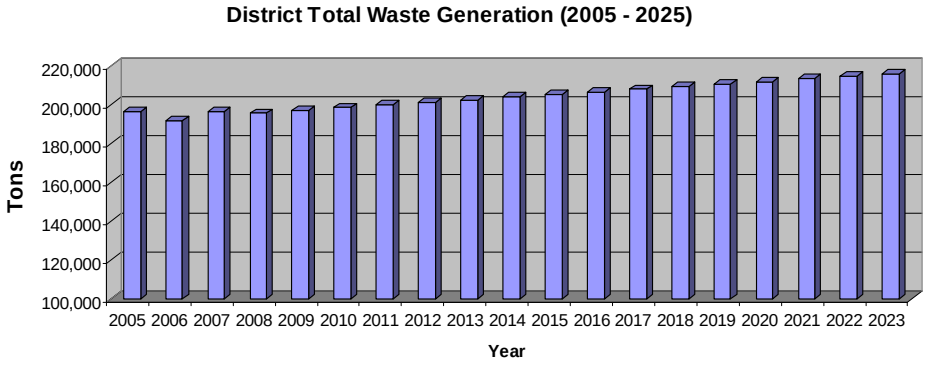

Changes to Existing Residential/Commercial Recycling and Waste Reduction and Educational Programs

The District will continue to work with political subdivisions that have community drop-off programs to upgrade to curbside programs. This will be very difficult but not entirely impossible given our very rural setting. The District reserves the right to reduce or relocate drop-off sites as necessitated by productivity and cost effectiveness. In 2009, fuss time drop-off sites in Charm, Glenmont and Lake Buckhorn were eliminated because of lack of use and extreme contamination.

Starting in 2010, the special collection events (HHW, Scrap Tire, Appliances, Lead Acid Batteries) will be operated on a fee for service basis. Participants will be required to pay a per unit price (per pound, per car, per item or other mechanism) in order to drop materials off for recycling.

The District will continue its residential sector education and awareness programming with source reduction and recycling.

Changes to Commercial/Industrial Sector Waste Reduction/Recycling and Education Programs

The District will continue to biannually survey its commercial and industrial sector. This effort will include telephone calls and personal visitations. Educational outreach and assistance programs to this sector will not change in the foreseeable future.

SECTION VI – METHODS OF MANAGEMENT: FACILITIES AND PROGRAMS TO BE USED

The District has managed its solid waste very well during the last management plan cycle. The total tons managed in 2005 was calculated to be 196,528 tons. The District projects 197,156 tons of solid waste will need to be managed by 2009, the first year of the planning period. By the end of the planning period in 2023, the District will need to manage 216,277 tons of solid waste for Holmes County.

Demonstration of Access to Capacity

During the 2005 reference year, the District used six Ohio landfills outside the county. They managed 22,069 tons of solid waste generated by the District's residents, businesses and industries. These facilities outside the District have over 295 years of remaining capacity. The District has demonstrated in this section that there is ample disposal capacity for solid waste generated from within Holmes County for the entire planning period.

SECTION VII - MEASUREMENT OF PROGRESS TOWARD WASTE REDUCTION GOALS

This section presents the District's progress and achievement of Goals #1 and #2 of the State Plan. The District has chosen to meet only Goal #1 even though the projections in this Plan Update show potential compliance with Goal #2. In reference year 2005, the District achieved a 100% percent accessibility rate for recycling by the county's population. The District will achieve a 95% recycling access rate by 2009, the first year of the planning period. The District is projecting that in 2009, the first year of the planning period, approximately 27% of Holmes County residential/commercial waste stream will be recycled.

The following chart depicts the residential/commercial sector waste reduction rate throughout the planning period:

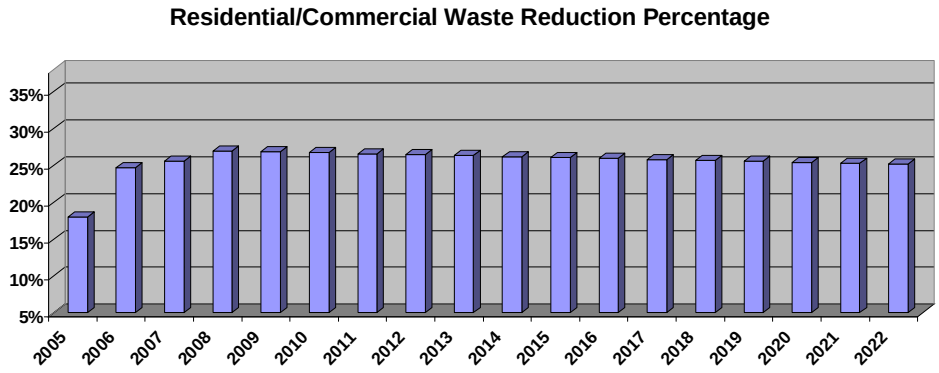

The District is projecting that in 2009, the first year of the planning period, approximately 99% of Holmes County industrial sector waste stream will be recycled.

The following chart depicts the industrial sector waste reduction rate throughout the planning period:

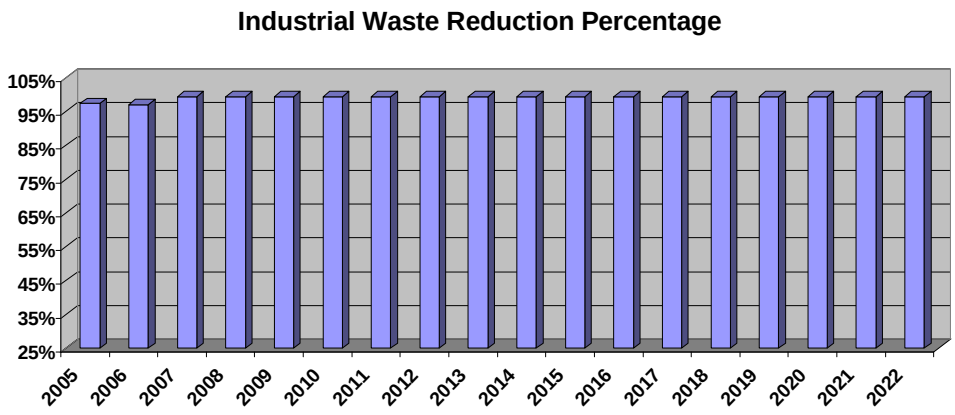

The District is projecting that in 2009, the first year of the planning period, approximately 83% of total Holmes County waste stream will be recycled.

The following chart depicts the total waste reduction rate throughout the planning period:

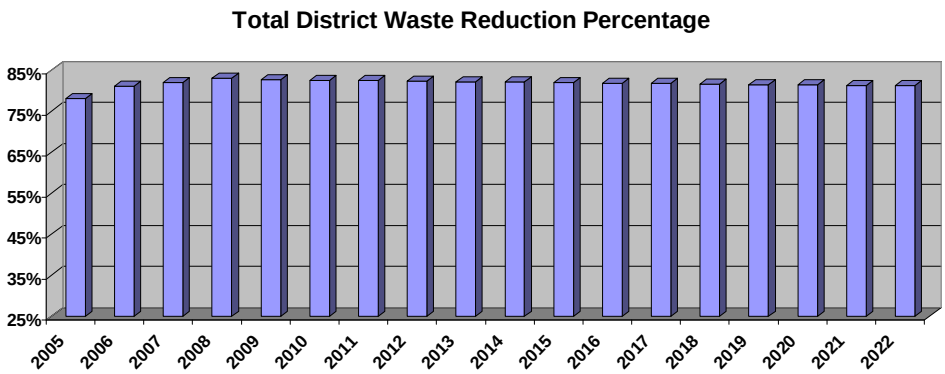

SECTION VIII – COST OF PLAN IMPLEMENTATION

This section presents the revenues and expenses associated with the District's financing of plan implementation. The total revenues for 2005 were approximately $234,464. The District receives revenues through a $5.00/ton generation fee. District expenditures for 2005 were $226,815. **The generation fee will increase from $5.00 to $7.00 per ton upon the Director's approval of this Plan update.** The fee increase will ensure the District has adequate funds for each of its programs for the next 15 years. The District is also projecting a generation fee increase in 2015 from $7.00 to $7.75 per ton which is **not** being approved with the final ratification of this Plan Update by the political subdivisions of Homes County. The District will access the need for the projected fee increase when it updates this plan in 2015. Funding is

projected at approximately $177,322 for 2008, the first year of the planning period, and $268,345 in 2023, the final year of the planning period.

The following chart depicts the Districts actual and projected revenues throughout the planning period:

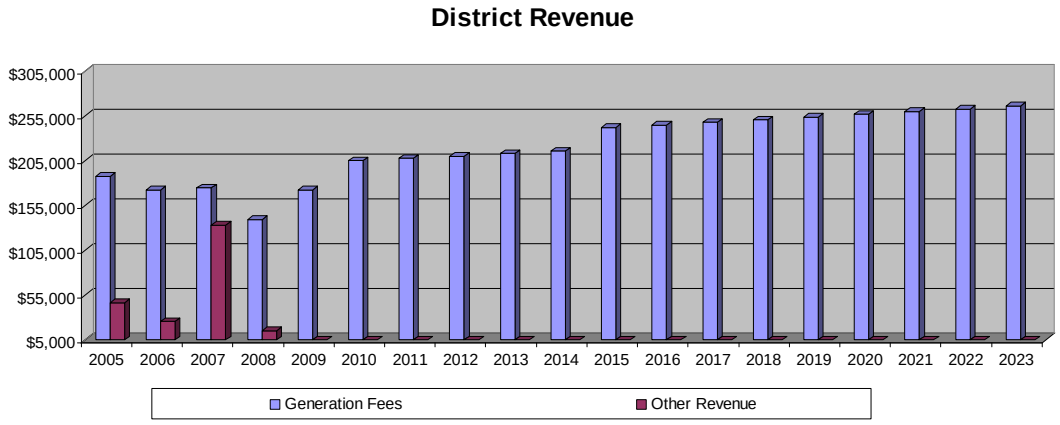

The following chart depicts the District's actual and projected revenue and expenses throughout the planning period.

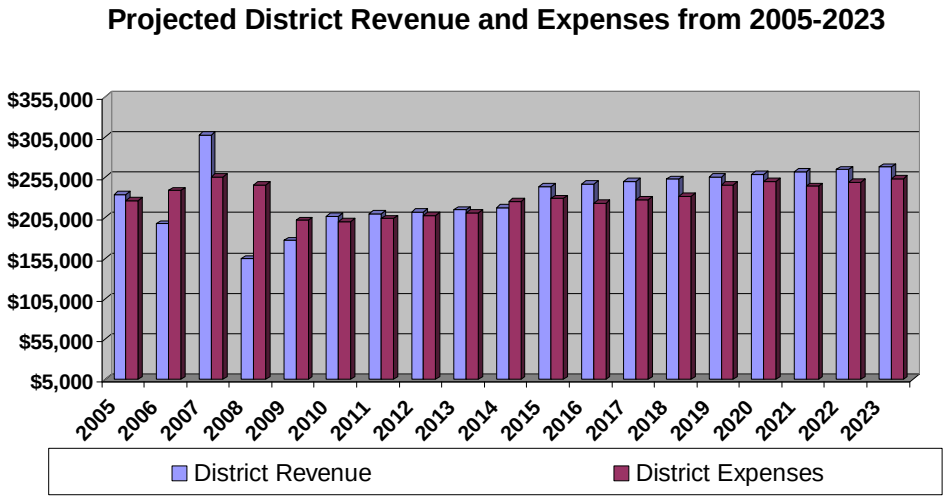

Additional information on the budget throughout the planning period is included in Section 8.

SECTION IX – DISTRICT RULES

This section summarizes existing District rules and any proposed new rules. The Holmes County Solid Waste District has the right to adopt rules pursuant to ORC Section 343.01(G) in the following areas: prohibiting or limiting the receipt of waste generated outside the District; governing the maintenance, protection and use of solid waste collection, disposal, transfer, recycling or resource recovery facilities; governing a program to inspect out-of-state waste; exempting an owner or operator of a solid waste facility from compliance with local zoning requirements; and any other rules necessary to implement this plan. The District reserves the right to promulgate any rules within the authority granted in 343.01(G) and any other provision of law existing now or in the future, to assist in implementing any or all strategies necessary to

achieve the solid waste management goals of this amended Plan. There are no proposed rules coinciding with the approval of this Plan Update.

Table ES-1
General Information

District Name: Holmes County Solid Waste Management District					
District ID #		Reference Year 2005		Planning Period 2009-2023	
(for OEPA use only)					
Plan Status (underline one)					
D RD DR Approved (date) / / OI (date) / / DA				Reason for Plan Submittal:	
				Mandatory five year update	
Abbreviations: D=draft; RD=ratified draft, DR=draft revised, OI=ordered to be implemented, DA=draft amended					

Table ES-2
District/Coordinator/Office

Name: Mr. Ed Britt, District Coordinator					
Address: 2 Court Street, Suite 22					
City: Millersburg		State: Ohio		Zip: 44654	
Phone: (330) 674-7293		Fax: (330) 674-7512			

Table ES-3
Plan Data Summary

Plan Data		Reference Year 2005	2013 (year 6)	2018 (year 11)	2023 (year 16)
Population		**40,790**	**44,032**	**45,306**	**46,526**
Generation	**Industrial**	126,626	131,152	134,063	137,039
	Res/Comm	40,990	40,205	42,413	44,655
	Exempt	28,912	31,308	32,905	34,583
Total Generation (tons)		**196,528**	**202,665**	**209,381**	**216,277**
Waste Reduction	**Industrial Source Reduction**	0	0	0	0
	Industrial Recycling	123,424	130,354	133,247	136,205
	Res/Comm Source Reduction	0	0	0	0
	Res/Comm Recycling	7,389	10,584	10,904	11,184
	Yard Waste Composting	0	0	0	0
	MSW Composting	0	0	0	0
	Incineration	0	0	0	0
Total Waste Reduction (tons)		**130,813**	**140,938**	**144,152**	**147,388**
Disposal	**In-District Landfills**	43,495	0	0	0
	Out of District Landfills	22,069	61,564	65,058	68,705
Total Landfill (tons)		**65,564**	**61,564**	**65,058**	**68,705**
Waste Reduction Rate	**Industrial**	**97%**	**99%**	**99%**	**99%**
	Residential/Commerical	**18%**	**26%**	**26%**	**25%**